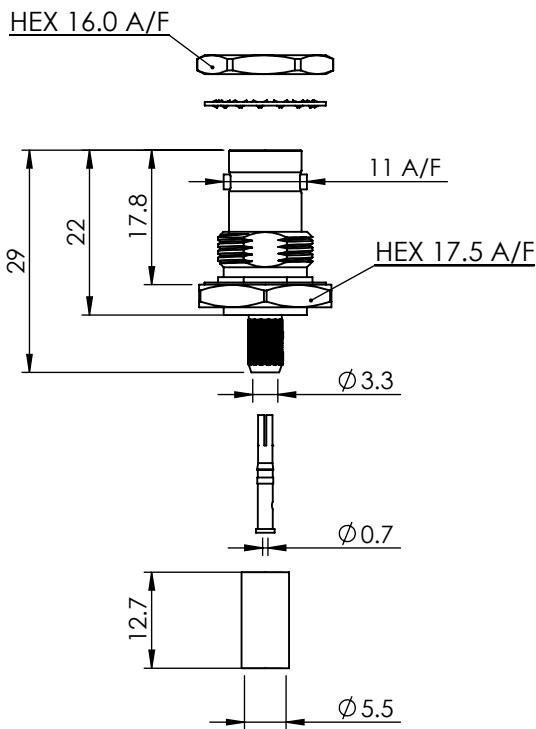


BNC STRAIGHT BULKHEAD CRIMP / CRIMP JACK 10-254-B36-FA



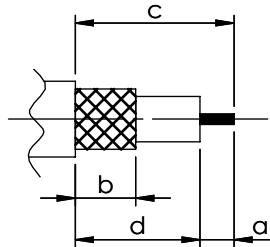
images for illustration purposes only



Suitable for Cables:

(FA) Belden 1855ENH, Draka 0.6/2.8AF, BD SD01, Image 360

Stripping Dimensions



a = 4.0 mm
b = 8.0 mm
c = 16.0 mm
d = 12.0 mm

* CUT FOIL TO DIM. "b"

Assembly Procedure: AP001

Tooling

Centre Contact: Hex 1.72mm A/F Tool No: 96-HTS-75 or 336A

Crimp Sleeve: Hex 5.41mm A/F Tool No: 96-HTS-75 or 336A

Environmental Specification

Operating Temp: -55 to +155 Deg C.

IP Rating (Mated): IP 64

Electrical Specification

Impedance: 75 Ohm

Frequency: 0-4.5 GHz

Dielectric W/V: 1500 Veff

Insulation res: 4000 M-Ohm

Mechanical Specification

Contact Retention: 15 N min


Cable Retention: 100 N min

Mating cycles: 250

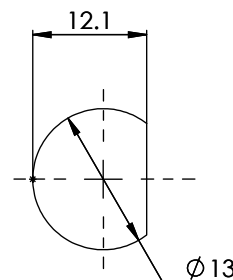
Weight: 16.68 g

Connector Interface

image for illustration purposes only



Recommended Mounting Dimensions



MAX PANEL THICKNESS : 3.5mm

7	WASHERS	SK5	NICKEL
6	NUT	BRASS	NICKEL
5	GASKET	SILICONE	N/A
4	CRIMP SLEEVE	BRASS	NICKEL
3	INSULATOR	PTFE	N/A
2	CENTRE CONTACT	PHOS. BRONZE	GOLD
1	BODY	BRASS	NICKEL
ITEM	DESCRIPTION	MATERIAL	PLATING

A4	SHEET 1 OF 1	DIMENSIONS ARE IN MILLIMETRES		
REVISION :	A01	NAME	SIGNATURE	DATE
DRAWN	IG			06/08/2012
ISSUE :	1	CHK'D	GE	13/08/2012
6-8 COLNE ROAD, TWICKENHAM, MIDDLESEX. TW1 4JR		APPV'D		
THE INFORMATION IS GIVEN AS AN INDICATION ONLY AND IS SUBJECT TO CHANGE WITHOUT NOTICE. IN THE CONTINUAL GOAL TO IMPROVE OUR PRODUCTS, WE RESERVE THE RIGHT TO MAKE ANY MODIFICATIONS NECESSARY WITHOUT PRIOR NOTICE.				