
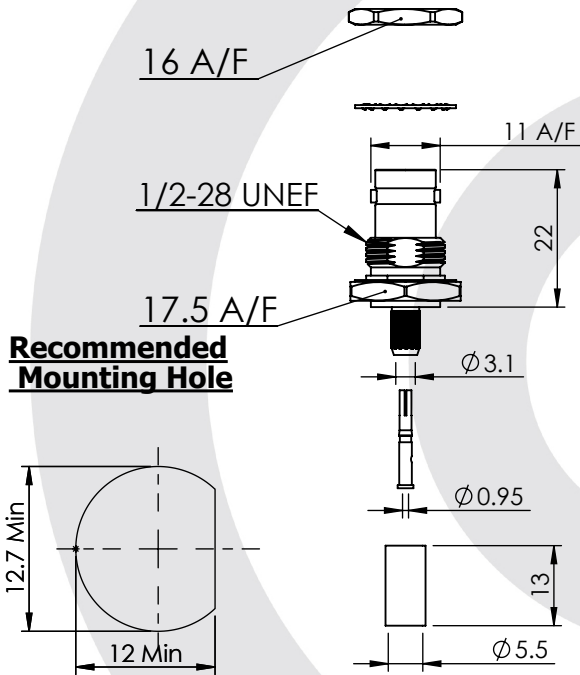


BNC STRAIGHT BULKHEAD CRIMP / CRIMP JACK

10-254-A3-AH



images for illustration purposes only

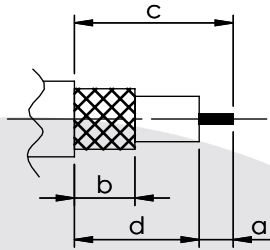


Recommended Mounting Hole

Suitable for Cables:

(AH) RG58, RG141, LMR195, URM43, URM76, WBC195, PSF 1/6, KX15, KX23

Stripping Dimensions



a = 4.0 mm
b = 8.0 mm
c = 16.0 mm
d = 12.0 mm

* CUT FOIL TO DIM. "b"

Assembly Procedure: AP001

Tooling

Centre Contact: Hex 1.72mm A/F Tool No: 96-HTS-76

Crimp Sleeve: Hex 5.41mm A/F Tool No: 96-HTS-76

Alignment Tool: Not Applicable Extraction: Not Applicable

Environmental Specification

Operating Temp: -30 to +70 Deg C.

IP Rating (Mated): IP 65

Electrical Specification

Impedance: 50 Ohm

Frequency: 0-1 GHz

Dielectric W/V: 1500 Veff

Insulation res: 4000 M-Ohm

Mechanical Specification

Contact Retention: 27 N min


Cable Retention: 100 N min

Mating cycles: 250

Weight: 17.30 g

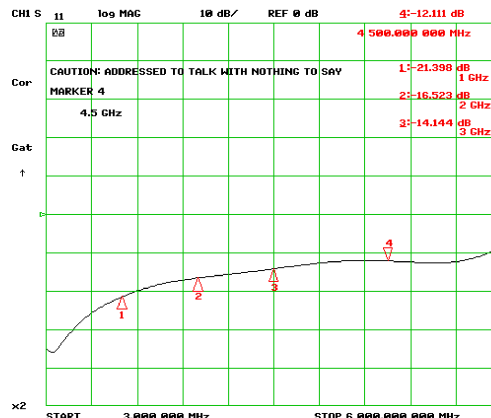
Connector Interface

image for illustration purposes only



-21.4dB @ 1.0 GHz
-16.5dB @ 2.0 GHz
-14.14dB @ 3.0 GHz
-12.11dB @ 4.5 GHz

Return Loss Graph



ITEM	DESCRIPTION	MATERIAL	PLATING
7	WASHERS	SK5	NICKEL
6	NUT	BRASS	NICKEL
5	GASKET	SILICONE	N/A
4	CRIMP SLEEVE	BRASS	NICKEL
3	INSULATOR	DELTRIN	N/A
2	CENTRE CONTACT	PHOSPHOR BRONZE	GOLD
1	BODY	BRASS	NICKEL

A4 SHEET 1 OF 1		DIMENSIONS ARE IN MILLIMETRES		
REVISION :	A00	NAME	SIGNATURE	DATE
ISSUE :	1	DRAWN	IG	16/12/2013
		CHK'D	GE	17/12/2013
		APPV'D		
<p>6-8 COLNE ROAD, TWICKENHAM, MIDDLESEX, TW1 4JR</p> <p>THE INFORMATION IS GIVEN AS AN INDICATION ONLY AND IS SUBJECT TO CHANGE WITHOUT NOTICE. IN THE CONTINUAL GOAL TO IMPROVE OUR PRODUCTS, WE RESERVE THE RIGHT TO MAKE ANY MODIFICATIONS NECESSARY WITHOUT PRIOR NOTICE.</p>				