
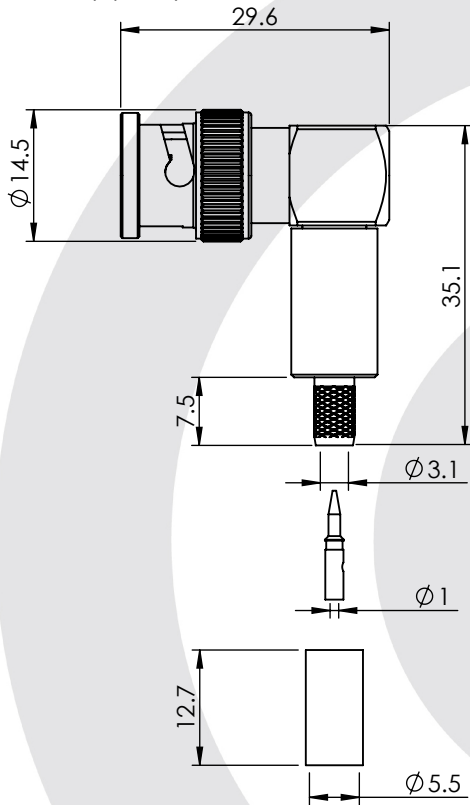


## BNC RIGHT ANGLE CRIMP/CRIMP PLUG 10-104-A3-AH



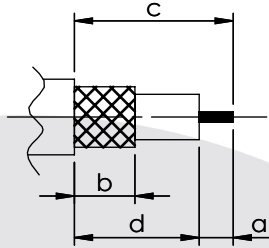
Images for illustration purposes only



### Suitable for Cables:

(AH) RG58, RG141, LMR195, URM43, URM76, WBC195, PSF 1/6, KX15, KX23

### Stripping Dimensions



- a = 4.0 mm
- b = 8.0 mm
- c = 16.0 mm
- d = 12.0 mm

### Assembly Procedure: AP019

### Tooling

Centre Contact: Hex 1.72mm A/F Tool No: 336A

Crimp Sleeve: Hex 5.41mm A/F Tool No: 336A

### Environmental Specification

Operating Temp: -30 to +70 Deg C.

IP Rating (Mated): IP64

### Electrical Specification

Impedance: 50 Ohm

Frequency: 0-1 GHz

Dielectric W/V: 1500 Veff

Insulation res: 5000 M-Ohm

### Mechanical Specification

Contact Retention: 10 N min


Cable Retention: 120 N min

Mating cycles: 250

Weight: 29.36 g

### Connector Interface

Image for illustration purposes only



### Performance

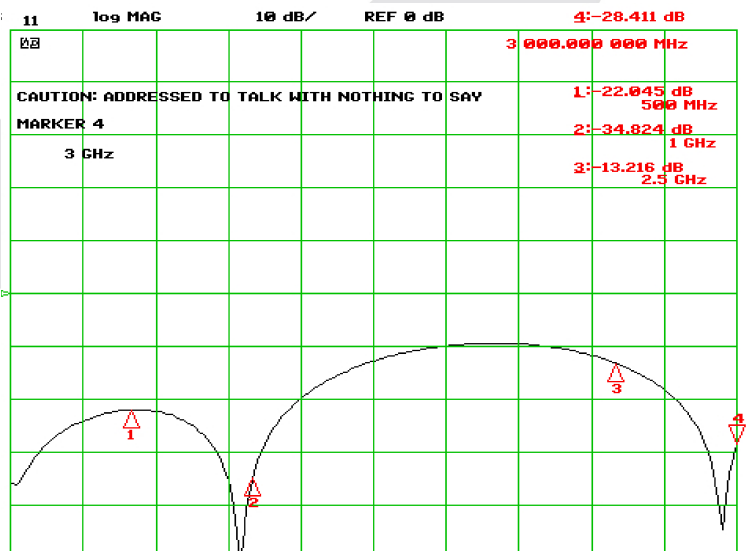
-22.05 dB@ 1.0 GHz

-34.82 dB@ 2.0 GHz

-13.22 dB@ 3.0 GHz

-28.41 dB@ 4.5 GHz

### Return Loss Graph



7	WASHERS	SK5	NICKEL
6	BAYONET CAP	ZINC	NICKEL
5	GASKET	SILICONE	N/A
4	CRIMP SLEEVE	BRASS	NICKEL
3	INSULATOR	DELTRIN	N/A
2	CENTRE CONTACT	BRASS	GOLD
1	BODY	BRASS	NICKEL
ITEM	DESCRIPTION	MATERIAL	PLATING

<b>A4</b>	SHEET 1 OF 1	DIMENSIONS ARE IN MILLIMETRES		
REVISION :	A01	NAME	SIGNATURE	DATE
ISSUE :	3	DRAWN	IG	14/06/2011
		CHK'D	GE	14/06/2011
		APP'V'D		
6-8 COLNE ROAD, TWICKENHAM, MIDDLESEX. TW1 4JR				
THE INFORMATION IS GIVEN AS AN INDICATION ONLY AND IS SUBJECT TO CHANGE WITHOUT NOTICE. IN THE CONTINUAL GOAL TO IMPROVE OUR PRODUCTS, WE RESERVE THE RIGHT TO MAKE ANY MODIFICATIONS NECESSARY WITHOUT PRIOR NOTICE.				