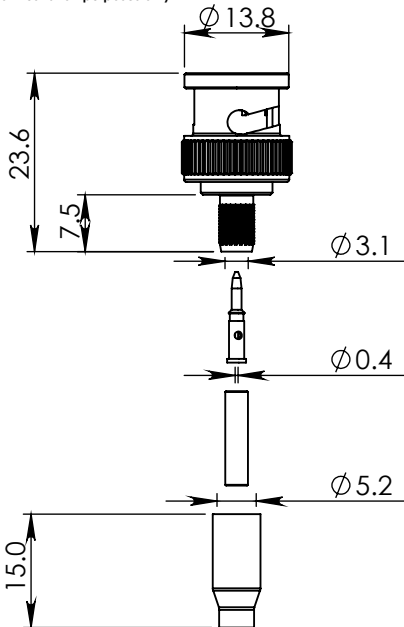


BNC STRAIGHT CRIMP / CRIMP PLUG

10-006-A0-AB



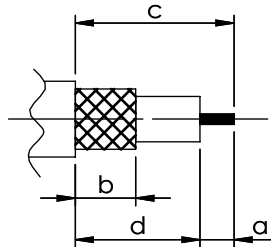
images for illustration purposes only



Suitable for Cables:

(AB) RG179, RG187, Belden 179DT

Stripping Dimensions



a = 4.0 mm
b = 8.0 mm
c = 16.0 mm
d = 12.0 mm

Assembly Procedure: AP002

Tooling

Centre Contact: Hex 1.72mm A/F Tool No: 336A

Crimp Sleeve: Hex 5.41mm A/F Tool No: 336A

Environmental Specification

Operating Temp: -30 to +70 Deg C.

IP Rating (Mated): IP 64

Electrical Specification

Impedance: 75 Ohm

Frequency: 0-1 GHz

Dielectric W/V: 1500 Veff

Insulation res: 5000 M-Ohm

Mechanical Specification

Contact Retention: 10 N min


Cable Retention: 60 N min

Mating cycles: 250

Weight: 10.57 g

Connector Interface

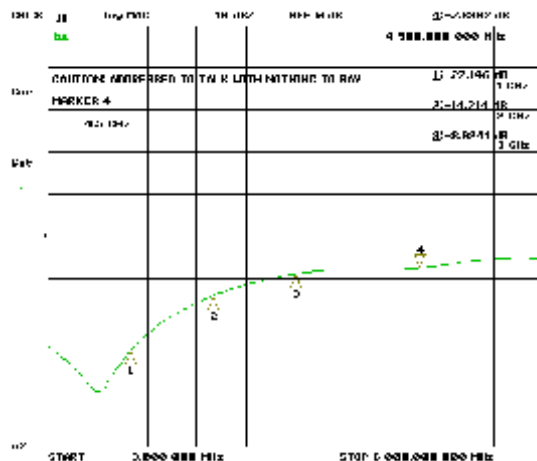
image for illustration purposes only



-27.2 dB @ 1.0 GHz

-14.2 dB @ 2.0 GHz

Return Loss Graph



10	PUSHER SLEEVE	DELRIN	N/A
9	CRIMP SLEEVE	BRASS	NICKEL
8	CENTRE CONTACT	BRASS	GOLD
7	BODY	BRASS	NICKEL
6	WASHER	Fe	NICKEL
5	SPRING	SK5	NICKEL
4	INNER RETAINING RING	SK5	NICKEL
3	GASKET	SILICONE	N/A
2	INSULATOR	DELRIN	N/A
1	BAYONET CAP	ZINC	NICKEL
ITEM	DESCRIPTION	MATERIAL	PLATING

A4	SHEET 1 OF 1	DIMENSIONS ARE IN MILLIMETRES		
REVISION :	A02	NAME	SIGNATURE	DATE
ISSUE :	2	DRAWN	IG	05/01/2011
		CHK'D	GE	12/01/2011
		APP'V'D		
6-8 COLNE ROAD, TWICKENHAM, MIDDLESEX. TW1 4JR				
THE INFORMATION IS GIVEN AS AN INDICATION ONLY AND IS SUBJECT TO CHANGE WITHOUT NOTICE. IN THE CONTINUAL GOAL TO IMPROVE OUR PRODUCTS, WE RESERVE THE RIGHT TO MAKE ANY MODIFICATIONS NECESSARY WITHOUT PRIOR NOTICE.				