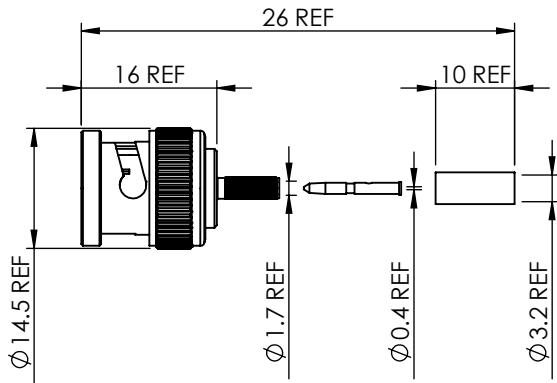


BNC STRAIGHT CRIMP / CRIMP PLUG (3 GHz)

10-005-T36-AB



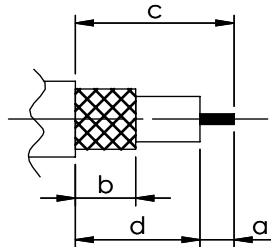
images for illustration purposes only



Suitable for Cables:

(AB) RG179, RG187, Belden 179DT

Stripping Dimensions



a = 4.0 mm
b = 8.0 mm
c = 16.0 mm
d = 12.0 mm

Assembly Procedure: AP001

Tooling

Centre Contact: SQ. 1.07 A/F Tool No: 336J

Crimp Sleeve: HEX 3.25 A/F Tool No: 336J

Environmental Specification

Operating Temp: -55 to +155 Deg C.

IP Rating (Mated): IP64

Electrical Specification

Impedance: 75 Ohm

Frequency: 0 - 3 GHz

Dielectric W/V: 1500 Veff

Insulation res: 5000 M-Ohm

Mechanical Specification

Contact Retention: 10 N min


Cable Retention: 60 N min

Mating cycles: 500

Weight: 9.92 g

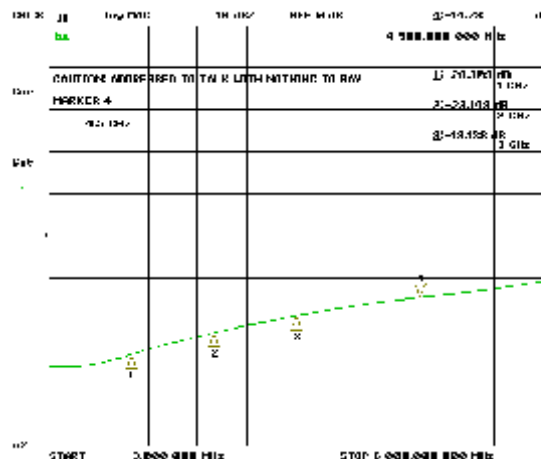
Connector Interface

image for illustration purposes only



-28.3 dB @ 1.0 GHz
-23.2 dB @ 2.0 GHz
-19.1 dB @ 3.0 GHz
-14.8 dB @ 4.5 GHz

Return Loss Graph



7	WASHERS	SK5	NICKEL
6	BAYONET CAP	BRASS	BL. NICKEL
5	GASKET	SILICONE	N/A
4	CRIMP SLEEVE	BRASS	NICKEL
3	INSULATOR	PTFE	N/A
2	CENTRE CONTACT	BRASS	GOLD
1	BODY	BRASS	NICKEL
ITEM	DESCRIPTION	MATERIAL	PLATING

A4	SHEET 1 OF 1	DIMENSIONS ARE IN MILLIMETRES		
REVISION :	B02	NAME	SIGNATURE	DATE
ISSUE :	2	DRAWN	GE	05/10/2008
		CHK'D	IG	06/10/2008
		APPV'D		
6-8 COLNE ROAD, TWICKENHAM, MIDDLESEX. TW1 4JR				
THE INFORMATION IS GIVEN AS AN INDICATION ONLY AND IS SUBJECT TO CHANGE WITHOUT NOTICE. IN THE CONTINUAL GOAL TO IMPROVE OUR PRODUCTS, WE RESERVE THE RIGHT TO MAKE ANY MODIFICATIONS NECESSARY WITHOUT PRIOR NOTICE.				