
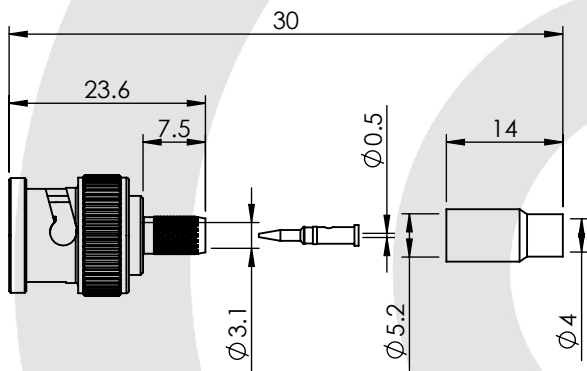


BNC STRAIGHT CRIMP / CRIMP PLUG 10-005-A0-AG



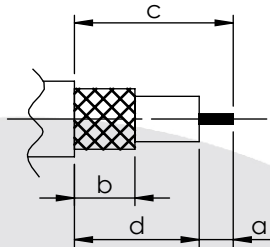
images for illustration purposes only



Suitable for Cables:

(AG) Mini RG59 White

Stripping Dimensions



- a = 4.0 mm
- b = 8.0 mm
- c = 16.0 mm
- d = 12.0 mm

* CUT FOIL TO DIM. "b"

Assembly Procedure: AP001

Tooling

Centre Contact: Hex 1.72mm A/F Tool No: 96-HTS-75

Crimp Sleeve: Hex 5.41mm A/F Tool No: 96-HTS-75

Alignment Tool: Not Applicable Extraction: 96-2208

Environmental Specification

Operating Temp: -30 to +70 Deg C.

IP Rating (Mated): IP 64

Electrical Specification

Impedance: 75 Ohm

Frequency: 0-2 GHz

Dielectric W/V: 1500 Veff

Insulation res: 5000 M-Ohm

Mechanical Specification

Contact Retention: 10 N min


Cable Retention: 80 N min

Mating cycles: 250

Weight: 10.33 g

Connector Interface

image for illustration purposes only



Performance

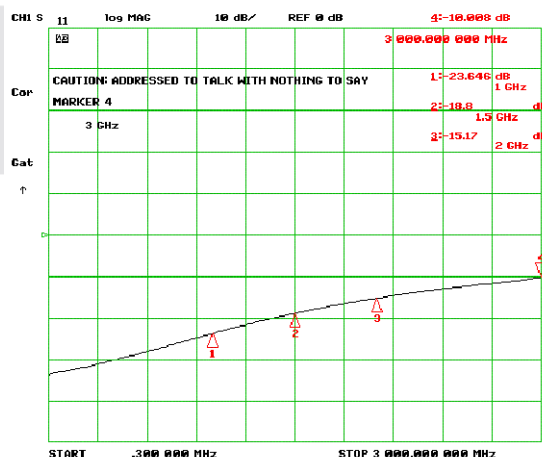
-23.65 dB @ 1.0 GHz

-18.80 dB @ 1.5GHz

-15.17 dB @ 2.0 GHz

-10.01 dB @ 3.0 GHz

Return Loss Graph



ITEM	DESCRIPTION	MATERIAL	PLATING
7	WASHERS	SK5	NICKEL
6	BAYONET CAP	ZINC	NICKEL
5	GASKET	SILICONE	N/A
4	CRIMP SLEEVE	BRASS	NICKEL
3	INSULATOR	DELTRIN	N/A
2	CENTRE CONTACT	BRASS	GOLD
1	BODY	BRASS	NICKEL

A4 SHEET 1 OF 1		DIMENSIONS ARE IN MILLIMETRES		
REVISION :	A00	NAME	SIGNATURE	DATE
ISSUE :	2	DRAWN	IG	30/04/2014
		CHK'D	GE	30/04/2014
		APPV'D		
<p>6-8 COLNE ROAD, TWICKENHAM, MIDDLESEX. TW1 4JR</p> <p>THE INFORMATION IS GIVEN AS AN INDICATION ONLY AND IS SUBJECT TO CHANGE WITHOUT NOTICE. IN THE CONTINUAL GOAL TO IMPROVE OUR PRODUCTS, WE RESERVE THE RIGHT TO MAKE ANY MODIFICATIONS NECESSARY WITHOUT PRIOR NOTICE.</p>				