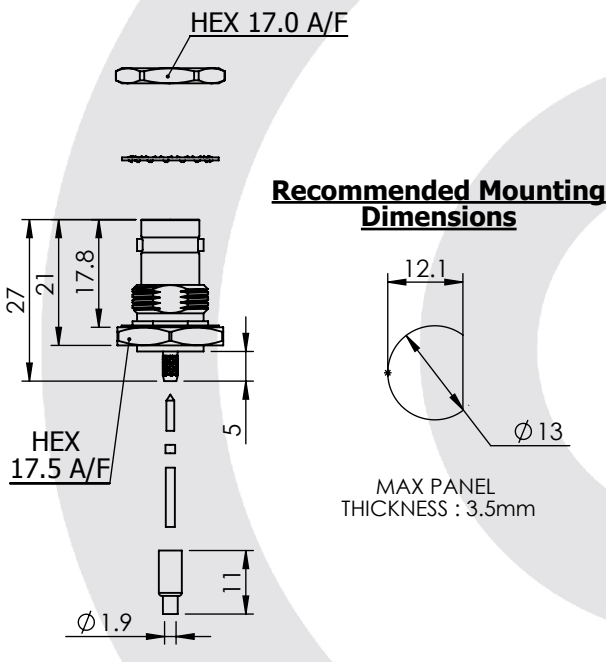


BNC STRAIGHT BULKHEAD CRIMP / CRIMP JACK

10-264-B3-AA



images for illustration purposes only

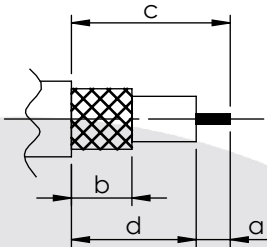


Recommended Mounting Dimensions

Suitable for Cables:

(AA) RG178, RG196

Stripping Dimensions



a = 4.5 mm
b = 5.5 mm
c = 13.5 mm
d = 9.0 mm

Assembly Procedure: AP011

Tooling

Centre Contact: Indent Crimp Tool No: DMC AFM8 Posn. 7
Crimp Sleeve: Hex 3.25mm A/F Tool No: 336J
Alignment Tool: Not Applicable Extraction: Not Applicable

Environmental Specification

Operating Temp: -30 to +70 Deg C.
IP Rating (Mated): IP 64

Electrical Specification


Impedance: 50 Ohm
Frequency: 0-2.5 GHz
Dielectric W/V: 750 Veff
Insulation res: 5000 M-Ohm

Mechanical Specification

Contact Retention: 10 N min
Cable Retention: 50 N min
Mating cycles: 500
Weight: 16.49 g

Connector Interface

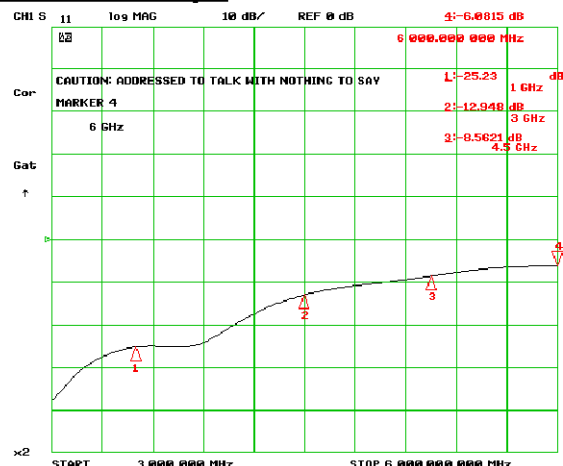
image for illustration purposes only



Performance

-25.23 dB @ 1.0 GHz
-12.95 dB @ 3.0 GHz
-8.56 dB @ 4.5 GHz
-6.08 dB @ 6.0 GHz

Return Loss Graph



ITEM	DESCRIPTION	MATERIAL	PLATING
9	SPACER	PTFE	N/A
8	MALE CONTACT	BRASS	GOLD
7	WASHERS	SK5	NICKEL
6	PUSHER SLEEVE	BRASS	N/A
5	GASKET	SILICONE	N/A
4	CRIMP SLEEVE	BRASS	NICKEL
3	INSULATOR	DELTRIN	N/A
2	FEMALE CONTACT	PHOS. BRONZE	GOLD
1	BODY	BRASS	NICKEL

A4	SHEET 1 OF 1	DIMENSIONS ARE IN MILLIMETRES		
REVISION :	A00	NAME	SIGNATURE	DATE
ISSUE :	2	DRAWN	GE	24/06/2014
		CHK'D	IG	24/06/2014
		APP'V'D		
THE INFORMATION IS GIVEN AS AN INDICATION ONLY AND IS SUBJECT TO CHANGE WITHOUT NOTICE. IN THE CONTINUAL GOAL TO IMPROVE OUR PRODUCTS, WE RESERVE THE RIGHT TO MAKE ANY MODIFICATIONS NECESSARY WITHOUT PRIOR NOTICE.				

6-8 COLNE ROAD,
TWICKENHAM,
MIDDLESEX.
TW1 4JR