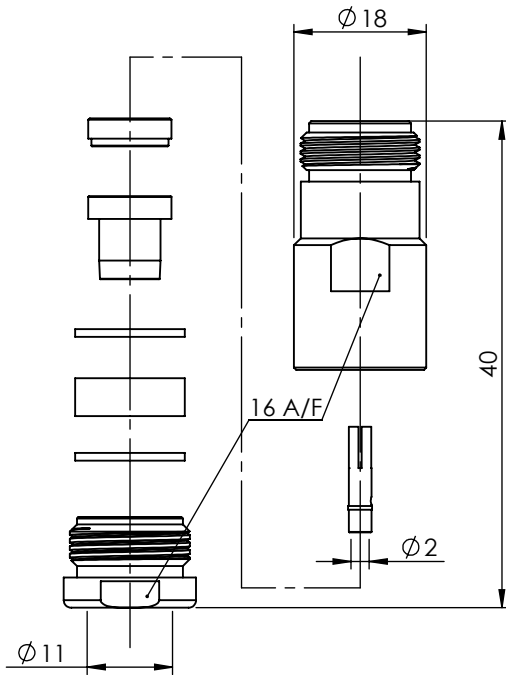


N TYPE STRAIGHT TOPHAT SOLDER /CLAMP JACK 25-050-B3-AN



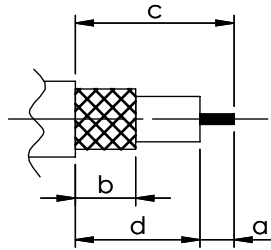
images for illustration purposes only



Suitable for Cables:

(AN) RG213, URM67, KX4

Stripping Dimensions



a = 6.0 mm
b = 5.0 mm
c = 14.0 mm
d = 8.0 mm

* CUT FOIL TO DIM. "b"

Assembly Procedure: AP010

Tooling

Centre Contact: Solder

Tool No: Solder

Crimp Sleeve: Not Applicable

Tool No: Not Applicable

Environmental Specification

Operating Temp: -55 to +155 Deg C.

IP Rating (Mated): IP 65

Electrical Specification

Impedance: 50 Ohm

Frequency: 0 - 10 GHz

Dielectric W/V: 2500 Veff

Insulation res: 5000 M-Ohm

Mechanical Specification

Contact Retention: 27 N min


Cable Retention: 200 N min

Mating cycles: 250

Weight: 45.31 g

Connector Interface

image for illustration purposes only



7	WASHERS	BRASS	NICKEL
6	OUTER CONTACT	BRASS	NICKEL
5	GASKETS	SILICONE	N/A
4	TOP HAT	BRASS	NICKEL
3	INSULATORS	PTFE	N/A
2	CENTRE CONTACT	PHOSPHOR BRONZE	GOLD
1	BODIES	BRASS	NICKEL
ITEM	DESCRIPTION	MATERIAL	PLATING

A4	SHEET 1 OF 1		DIMENSIONS ARE IN MILLIMETRES		
REVISION :	A00		NAME	SIGNATURE	DATE
DRAWN	GE				28/05/2012
ISSUE :	3		CHK'D	IG	28/05/2012
6-8 COLNE ROAD, TWICKENHAM, MIDDLESEX. TW1 4JR		APPV'D			
<small>THE INFORMATION IS GIVEN AS AN INDICATION ONLY AND IS SUBJECT TO CHANGE WITHOUT NOTICE. IN THE CONTINUAL GOAL TO IMPROVE OUR PRODUCTS, WE RESERVE THE RIGHT TO MAKE ANY MODIFICATIONS NECESSARY WITHOUT PRIOR NOTICE.</small>					